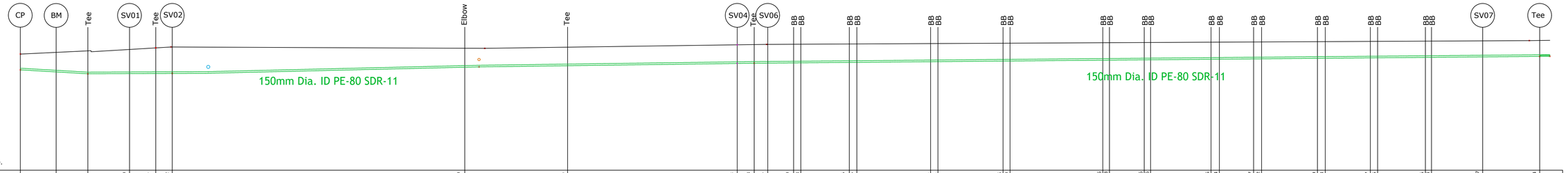


Datum 30.0 O.D.

| | | | | | | | | | | | | | | | | | | | | | | | | | | | | | | | | | | |
|---|---|---|---|---|---|---|---|---|---|---|---|---|---|---|---|---|---|---|---|---|---|---|---|---|---|---|---|---|---|---|---|---|---|---|
| Chainage (m) | 0.0 | 3.38 | 6.36 | 10.30 | 12.77 | 14.32 | 41.90 | 51.59 | 67.58 | 60.18 | 70.46 | 72.90 | 73.58 | 78.16 | 78.87 | 85.81 | 86.51 | 92.65 | 93.30 | 102.05 | 102.68 | 105.96 | 106.56 | 112.25 | 113.04 | 116.27 | 117.02 | 122.29 | 123.03 | 127.27 | 127.96 | 132.46 | 133.04 | 137.87 | 142.24 | 143.24 |
| Cover Level | 40.96 | 41.12 | | 41.40 | | 41.63 | | 41.69 | 41.83 | | 41.87 | | | | | | | | | | | | | | | | | | | | | | | | | |
| Invert Level | 39.47 | 39.28 | | 39.12 | | 39.14 | | 39.86 | 40.08 | | 40.11 | | | | | | | | | | | | | | | | | | | | | | | 40.70 | 40.74 | |

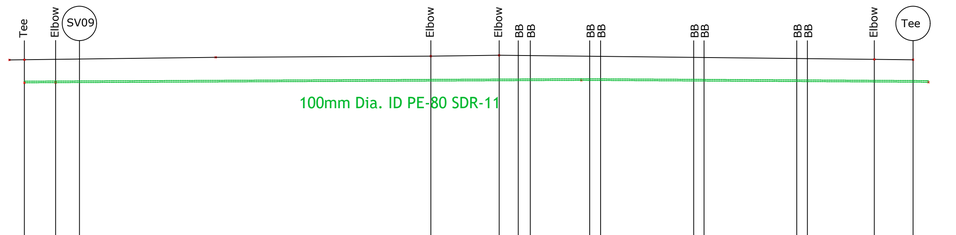


Datum 30.0 O.D.

| | | | | | | | | | | | | | | | | | | | | | | | | | | | | | | | | | | |
|---|---|---|---|---|---|---|---|---|---|---|---|---|---|---|---|---|---|---|---|---|---|---|---|---|---|---|---|---|---|---|---|---|---|---|
| Chainage (m) | 0.0 | 2.04 | 3.60 | 26.54 | 31.00 | 32.25 | 33.03 | 36.91 | 37.62 | 43.71 | 44.37 | 50.44 | 51.13 | 55.50 | 58.03 | | | | | | | | | | | | | | | | | | | |
| Cover Level | 42.24 | | 42.29 | | | | | | | | | | | | 42.24 | | | | | | | | | | | | | | | | | | | |
| Invert Level | 40.74 | | 40.76 | | | | | | | | | | | | 40.78 | | | | | | | | | | | | | | | | | | | |

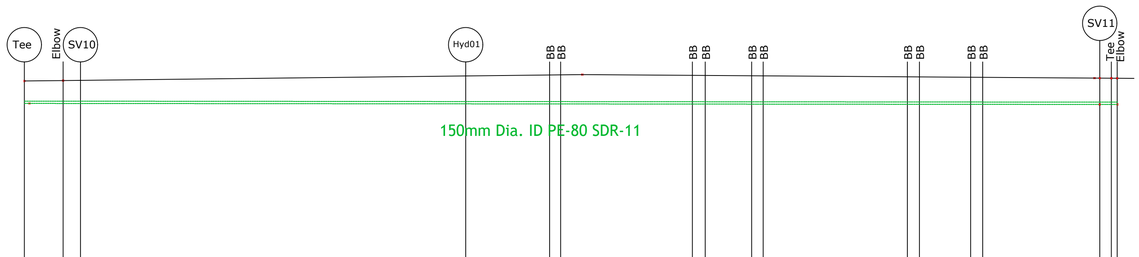


Datum 30.0 O.D.

| | | | | | | | | | | | | | | | | | | | | | | | | | | | | | | | | | | |
|---|---|---|---|---|---|---|---|---|---|---|---|---|---|---|---|---|---|---|---|---|---|---|---|---|---|---|---|---|---|---|---|---|---|---|
| Chainage (m) | 0.0 | 2.53 | 3.66 | 28.81 | 34.30 | 35.01 | 43.61 | 44.46 | 47.49 | 48.24 | 57.65 | 58.44 | 61.79 | 62.58 | 70.22 | 70.97 | 71.35 | | | | | | | | | | | | | | | | | |
| Cover Level | 42.24 | | 42.28 | 42.57 | | | | | | | | | | | 42.43 | | | | | | | | | | | | | | | | | | | |
| Invert Level | 40.78 | | 40.78 | 40.75 | | | | | | | | | | | 40.71 | | | | | | | | | | | | | | | | | | | |

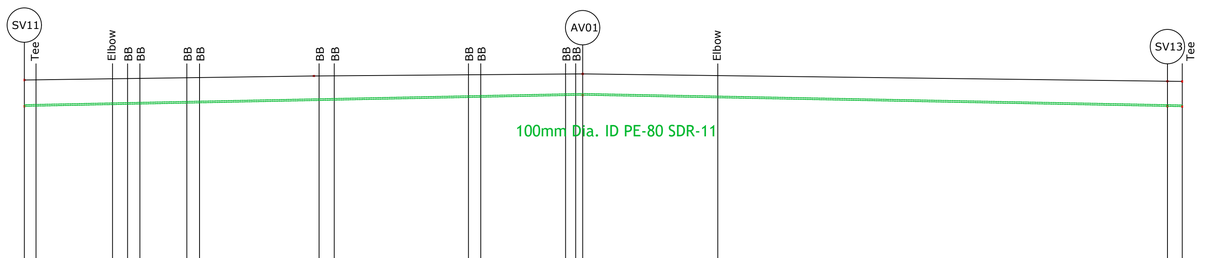


Datum 30.0 O.D.

| | | | | | | | | | | | | | | | | | | | | | | | | | | | | | | | | | | |
|---|---|---|---|---|---|---|---|---|---|---|---|---|---|---|---|---|---|---|---|---|---|---|---|---|---|---|---|---|---|---|---|---|---|---|
| Chainage (m) | 0.0 | 0.46 | 5.75 | 6.73 | 7.54 | 10.61 | 11.44 | 19.24 | 20.23 | 29.00 | 29.80 | 35.34 | 36.00 | 36.44 | 45.28 | 74.64 | 75.60 | | | | | | | | | | | | | | | | | |
| Cover Level | 42.43 | | | | | | | | | | | | | 42.83 | | 42.35 | | | | | | | | | | | | | | | | | | |
| Invert Level | 40.71 | | | | | | | | | | | | | 41.04 | | 40.71 | | | | | | | | | | | | | | | | | | |

Pipe Specifications:

Surfacewater Pipes:
Unplasticised PVC; Unplasticised PVC pipes and fittings shall comply with the provisions IS EN 1401 2009/2012. Pipes to be application area code "UD", Stiffness Class 8kN/m2
Provision for jetting shall be based on the WRc
Sewer Jetting Code of Practice, June 1997. Pipes to be capable of resisting a maximum jetting pump pressure of 2,600psi (180 Bar) without damage.
(Sewer diameters 150mm up to 450mm, Service Connections of 100mm diameter.

Surfacewater:
Gravity Sewers and Rising Mains shall be designed in accordance with the requirements of BS 9295. As a general guide the, minimum depth of cover from the finished surface to the crown of pipework without protection should be as follows:

- Areas without any possibility of vehicular access - depth not less than 0.5 m;
- Driveways, parking areas and yards with height restrictions to prevent entry by vehicles with a gross vehicle weight in excess of 7.5 tonnes - depth not less than 0.75 m;
- Driveways, parking areas and narrow streets without footways (e.g. mews developments) with access for vehicles with a gross vehicle weight in excess of 7.5 tonnes - depth not less than 0.9 m;
- Agricultural land and public open space - depth not less than 0.9 m;
- Other roadways, highways and parking areas with unrestricted access to vehicles with a gross vehicle weight in excess of 7.5 tonnes – depth not less than 1.2 m.

The depth of cover to pipework can be reduced by the installation of concrete beds and surrounds.

Refer to revision sheet for all amendment details

| Rev | Date | General Revision | Drwn | chkd |
|---|---|---|---|---|
| B | 21.07.26 | Layout | JON | MC |
| A | 17.12.25 | Layout | JON | MC |

issue for: Planning

**Client:** Wrightwood Developments Ltd.

**Project Title:** New Development at, Ardshanavooley, Killarney

**Drwg Title:** Water Sections (1)

Drwn by: JON — Date Sept 2025
chckd by: M.C — Date Sept 2025

Job No: 91-24 — Scale 1:200 — paper size A1

Drwg No: 91-24-1-811 — Ref — Sheet — Rev B


ENGINEERING SURVEYING ARCHITECTURE
teicniuil-priory
consulting engineers
6 PRIORY GROVE,
FAIR HILL,
KILLARNEY
CO. KERRY
TEL: 064 6631847
EMAIL: mail@tpce.ie